

Panel feed-through terminal block - UW 10-POT/S - 3073474

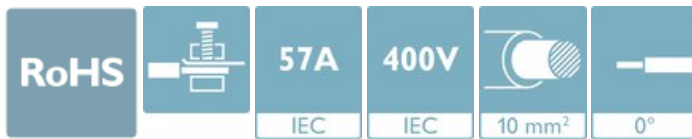
Please be informed that the data shown in this PDF Document is generated from our Online Catalog. Please find the complete data in the user's documentation. Our General Terms of Use for Downloads are valid (<http://phoenixcontact.com/download>)




Panel feed-through terminal block, connection method: Screw connection with tension sleeve, Solder connection, number of positions: 1, load current: 57 A, cross section: 0.5 mm² - 16 mm², connection direction of the conductor to plug-in direction: 0 °, width: 10.1 mm, color: gray

Your advantages

- ✓ Well-known connection principle allows worldwide use
- ✓ Low temperature rise, thanks to maximum contact force
- ✓ Tool-free snap-in principle enables easy mounting on the device panel
- ✓ Automatic panel thickness compensation enables universal use
- ✓ Reliable seal even with low-viscosity molding compounds



Key Commercial Data

Packing unit	1 pc
Minimum order quantity	50 pc
GTIN	 4 046356 344647
GTIN	4046356344647
Weight per Piece (excluding packing)	15.000 g
Custom tariff number	85369010
Country of origin	China

Technical data

Item properties

Brief article description	Panel feed-through terminal block
Range of articles	UW 10-POT
Pitch	10.1 mm
Number of positions	1

Panel feed-through terminal block - UW 10-POT/S - 3073474

Technical data

Item properties

Number of connections	2
Number of potentials	1

Electrical parameters

Nominal current	57 A
Nom. voltage	400 V
Maximum load current	76 A (with 16 mm ² conductor cross section)
Rated voltage (III/3)	400 V
Rated surge voltage (III/3)	5 kV

Connection capacity, external

Connection method	Screw connection with tension sleeve
Connection direction of the conductor to plug-in direction	0 °
Conductor cross section solid	0.5 mm ² ... 16 mm ²
Conductor cross section flexible	0.5 mm ² ... 10 mm ²
Conductor cross section flexible, with ferrule without plastic sleeve	0.5 mm ² ... 10 mm ²
Conductor cross section, flexible, with ferrule, with plastic sleeve	0.5 mm ² ... 10 mm ²
2 conductors with same cross section, solid	0.5 mm ² ... 4 mm ²
2 conductors with same cross section, flexible	0.5 mm ² ... 4 mm ²
2 conductors with same cross section, flexible, with ferrule without plastic sleeve	0.5 mm ² ... 2.5 mm ²
2 conductors with the same cross section, flexible, with TWIN ferrule with plastic sleeve	0.5 mm ² ... 6 mm ²
Internal cylindrical gage	B6
Stripping length	11 mm
Torque	1.5 Nm ... 1.8 Nm

Connection capacity, internal

Connection method	Solder connection
Connection direction of the conductor to plug-in direction	0 °

Material data - contact

Note	WEEE/RoHS-compliant, free of whiskers according to IEC 60068-2-82/ JEDEC JESD 201
Contact material	Cu alloy
Surface characteristics	tin-plated

Material data - housing

Housing color	gray (7042)
Insulating material	PA
Insulating material group	I

Panel feed-through terminal block - UW 10-POT/S - 3073474

Technical data

Material data - housing

CTI according to IEC 60112	600
Flammability rating according to UL 94	V0
Glow wire flammability index GWFI according to EN 60695-2-12	850
Glow wire ignition temperature GWIT according to EN 60695-2-13	775
Temperature for the ball pressure test according to EN 60695-10-2	125 °C

Dimensions for the product

Caption	Schematische Abbildung - weitere Details siehe Produktfamilienzeichnung im Download Center
Width [w]	10.1 mm
Pitch	10.1 mm

Dimensions for mounting cutout

Plate thickness	1 mm ... 4 mm
-----------------	---------------

Packaging information

Pieces per package	50
Denomination packing units	Pcs.

Ambient conditions

Ambient temperature (storage/transport)	-40 °C ... 70 °C
Ambient temperature (assembly)	-5 °C ... 100 °C
Ambient temperature (operation)	-40 °C ... 100 °C (Depending on the current carrying capacity/derating curve)

Termination and connection method

Test for conductor damage and slackening	IEC 60947-7-1:2009-04
	Test passed

Pull-out test

Pull-out test	IEC 60947-7-1:2009-04
Conductor cross section / conductor type / tensile force	0.5 mm ² / solid / > 20 N
	0.5 mm ² / flexible / > 20 N
	16 mm ² / stranded / > 100 N
	10 mm ² / flexible / > 90 N

Mechanical tests according to standard

Test specification	IEC 60947-7-1 (following)
--------------------	---------------------------

Electrical tests

Rated current	57 A
Conductor cross section	10 mm ²

Panel feed-through terminal block - UW 10-POT/S - 3073474

Technical data

Air clearances and creepage distances

Clearances and creepage distances	without spacer plate IEC 60947-7-1:2009-04
Application	without spacer plate
Specification	IEC 60947-7-1:2009-04
Minimum clearance - inhomogeneous field (III/3)	3 mm
Minimum creepage distance value (III/3)	5 mm

Temperature-rise test

Specification	IEC 60947-7-1:2009-04
Requirement temperature-rise test	Increase in temperature ≤ 45 K

Standards and Regulations

Connection in acc. with standard	UL
	IEC 60947-7-1
Flammability rating according to UL 94	V0
Safety note	<ul style="list-style-type: none"> • Only electrically qualified personnel may install and operate the product. To recognize and prevent danger, the qualified personnel must be familiar with the basics of electrical engineering. • Observe the technical data provided here and refer to the documents listed under "Downloads". The download area contains important information, such as installation notes, technical drawings, and 3D data. • The cable entry funnel is not safe to touch. Never connect or disconnect the terminal when it is energized. Take appropriate steps to ensure touch protection. • To maintain the nominal voltage, cast the terminals on the inside.

Glow-wire test

Specification	IEC 60695-2-11:2000-10
Temperature	960 °C
Time of exposure	30 s

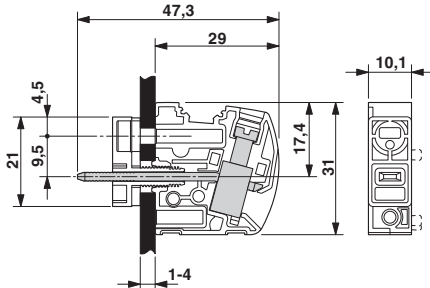
Environmental Product Compliance

China RoHS	Environmentally Friendly Use Period = 50 years
	For details about hazardous substances go to tab "Downloads", Category "Manufacturer's declaration"

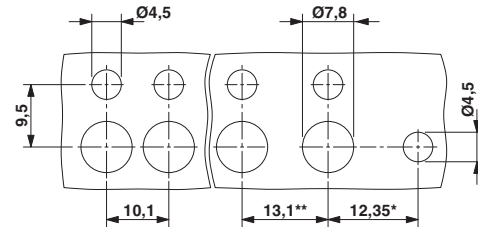
Drawings

Panel feed-through terminal block - UW 10-POT/S - 3073474

Dimensional drawing



Dimensional drawing



* Only when using the UW...-F flange plate

** Dimensions when using the DP-UW... spacer plate

Classifications

eCl@ss

eCl@ss 10.0.1	27141134
eCl@ss 11.0	27141134
eCl@ss 4.0	27141100
eCl@ss 4.1	27141100
eCl@ss 5.0	27141100
eCl@ss 5.1	27141100
eCl@ss 6.0	27141100
eCl@ss 7.0	27141134
eCl@ss 9.0	27141134

ETIM

ETIM 2.0	EC001283
ETIM 3.0	EC001283
ETIM 4.0	EC001283
ETIM 6.0	EC001283
ETIM 7.0	EC001283

UNSPSC

UNSPSC 6.01	30211811
UNSPSC 7.0901	39121410
UNSPSC 11	39121410
UNSPSC 12.01	39121410
UNSPSC 13.2	39121410
UNSPSC 18.0	39121410
UNSPSC 19.0	39121410
UNSPSC 20.0	39121410

Panel feed-through terminal block - UW 10-POT/S - 3073474

Classifications

UNSPSC

UNSPSC 21.0	39121410
-------------	----------

Approvals


Approvals


Approvals


CSA / EAC / cULus Recognized

Ex Approvals

Approval details

CSA		http://www.csagroup.org/services-industries/product-listing/	2618381-158887
	B	C	D
Nominal voltage UN	300 V	300 V	600 V
Nominal current IN	65 A	65 A	65 A
mm ² /AWG/kcmil	20-6	20-6	20-6

EAC			B.01687
-----	---	--	---------

cULus Recognized		http://database.ul.com/cgi-bin/XYV/template/LISEXT/1FRAME/index.htm	E60425-20100423
	B	C	D
Nominal voltage UN	300 V	300 V	600 V
Nominal current IN	65 A	65 A	5 A
mm ² /AWG/kcmil	20-6	20-6	20-6

Accessories

Accessories

Flange

Panel feed-through terminal block - UW 10-POT/S - 3073474

Accessories

Flange cover - UW 10-F - 3074525



Flange, number of positions: 0, color: gray

Insertion bridge

Insertion bridge - EB 2-10 - 0203153



Insertion bridge, pitch: 10 mm, number of positions: 2, color: gray

Insertion bridge - EB 3-10 - 0203328



Insertion bridge, pitch: 10 mm, number of positions: 3, color: gray

Insertion bridge - EB 10-10 - 0203137



Insertion bridge, pitch: 10 mm, number of positions: 10, color: gray

Mounting material

Sealing plate - POT-UW 10 - 3074059



Mounting material, number of positions: 0, color: gray

Panel feed-through terminal block - UW 10-POT/S - 3073474

Accessories

Partition plate

Spacer plate - DP-UW 10 - 3074389



Spacer plate, number of positions: 0, pitch: 0 mm, color: gray

Screwdriver tools

Screwdriver - SZS 1,0X4,0 VDE - 1205066



Screwdriver, slot-headed, VDE insulated, size: 1.0 x 4.0 x 100 mm, 2-component grip, with non-slip grip

Terminal marking

Zack marker strip - ZB 10:UNBEDRUCKT - 1053001



Zack marker strip, Strip, white, unlabeled, can be labeled with: PLOTMARK, CMS-P1-PLOTTER, mounting type: snap into tall marker groove, for terminal block width: 10.2 mm, lettering field size: 10.5 x 10.15 mm, Number of individual labels: 10

Zack Marker strip, flat - ZBF10:UNBEDRUCKT - 0809997



Zack Marker strip, flat, Strip, white, unlabeled, can be labeled with: CMS-P1-PLOTTER, PLOTMARK, mounting type: snap into flat marker groove, for terminal block width: 10 mm, lettering field size: 5.15 x 10 mm, Number of individual labels: 10

Panel feed-through terminal block - UW 10-POT/S - 3073474

Accessories

Marker for terminal blocks - UC-TM 10 - 0818069



Marker for terminal blocks, Sheet, white, unlabeled, can be labeled with: BLUEMARK ID COLOR, BLUEMARK ID, BLUEMARK CLED, PLOTMARK, CMS-P1-PLOTTER, mounting type: snap into tall marker groove, for terminal block width: 10.2 mm, lettering field size: 9.6 x 10.5 mm, Number of individual labels: 48

Marker for terminal blocks - UC-TMF 10 - 0818124



Marker for terminal blocks, Sheet, white, unlabeled, can be labeled with: BLUEMARK ID COLOR, BLUEMARK ID, BLUEMARK CLED, PLOTMARK, CMS-P1-PLOTTER, mounting type: snap into flat marker groove, for terminal block width: 10.2 mm, lettering field size: 9.6 x 5.1 mm, Number of individual labels: 48

Marker for terminal blocks - TMT 10 R - 0816210



Marker for terminal blocks, Roll, white, unlabeled, can be labeled with: THERMOMARK ROLL 2.0, THERMOMARK ROLL, THERMOMARK ROLL X1, THERMOMARK ROLLMASTER 300/600, THERMOMARK X1.2, THERMOMARK S1.1, perforated, mounting type: snap into universal marker groove, snap into flat marker groove, for terminal block width: 10.2 mm, lettering field size: 6.35 x 10.15 mm, Number of individual labels: 10000

Marker for terminal blocks - TMT (EX9,5)R - 0828295



Marker for terminal blocks, Roll, white, unlabeled, can be labeled with: THERMOMARK ROLL 2.0, THERMOMARK ROLL, THERMOMARK ROLL X1, THERMOMARK ROLLMASTER 300/600, THERMOMARK X1.2, mounting type: snap into universal marker groove, snap into tall marker groove, for terminal block width: 50000 mm, lettering field size: 9.5 x 50000 mm, Number of individual labels: 1